



Model J Solid Wood Arch Kit Starting @ \$997

There is a 5" header casing and fluted columns that give way to a base at the bottom that makes this one of the more elegant kits. Comes in 3 fully assembled parts.

PRODUCTS

EZ Arch Kits

- Starting @ \$202

CBS Arch Kits

- Starting @ \$385

Solid Wood Arch Kits

- Starting @ \$572

Continuous Molding Kits

- Starting @ \$472

Ceiling Kits

- Starting @ \$750

Remodeling?

Easy Installation

New Construction?

Framing & Installation

Get a Price

Videos

Glossary / All About Arches

Framing Specs

Gallery

About Us

Contact Us

Site Map



Click Image to Enlarge

Arch Kit Features:

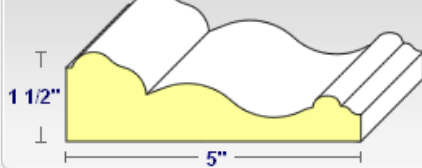
- Assembled Curved Header with Key and Large Casing
- 2 Assembled Columns with Large Plinth Bases and Large Scooped Capitals
- Sheetrock Template
- All Solid Wood - Poplar
- Available in Elliptical or Round Top Shapes
- [Click Here for Complete Framing Specifications](#)

[Order/Price](#)

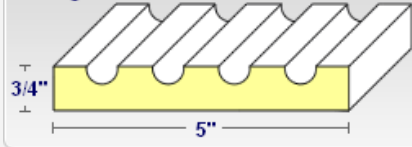
Arch Kit Parts Detail:

Rollover the Moldings Below to See Their Placement on the Arch to the Right.

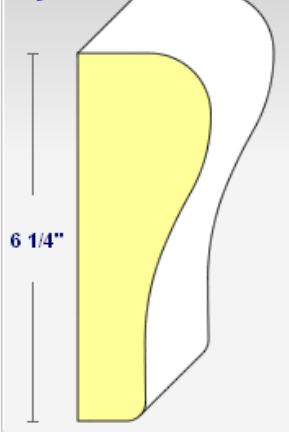
Curved Header Casing



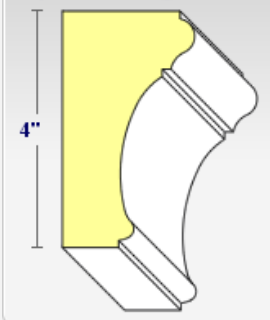
Fluted Column Casing



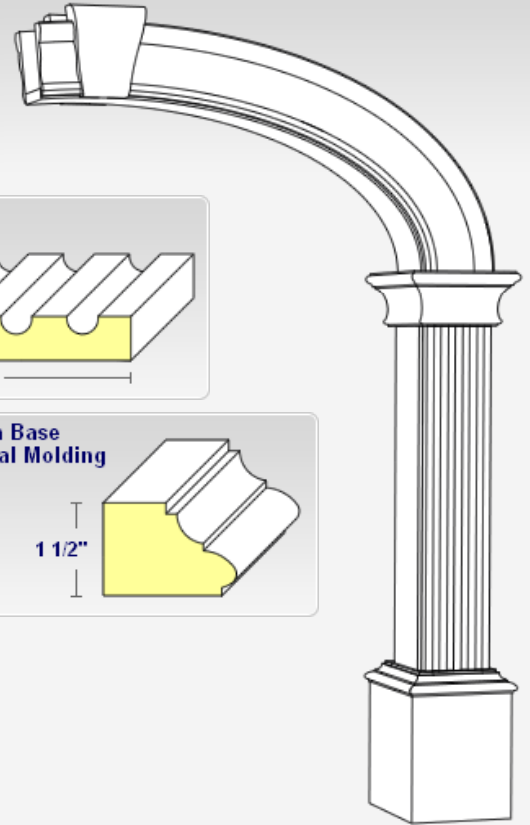
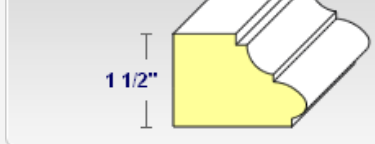
Key



Capital Molding



Plinth Base Capital Molding



Standard Size Pricing:

Elliptical Models

Standard Widths: 28", 30", 32", 34", 36", 40", 42", 45", 48" -----> 997.00
54", 57", 60", 64", 66", 72" -----> 1039.00
78", 84", 90", 96" -----> 1181.00

Round Top Models

Standard Widths: 28", 30", 32", 34", 36", 40", 42", 45", 48" -----> 997.00
54", 57", 60", 64", 66", 72" -----> 1091.00

*Standard prices are based on a 4-5/8" jamb width and a finished height of 92" or less.

*CurveMakers manufactures larger than standard jamb widths. Contact us for pricing.

 [Print this Page: Printer-Friendly PDF](#)

